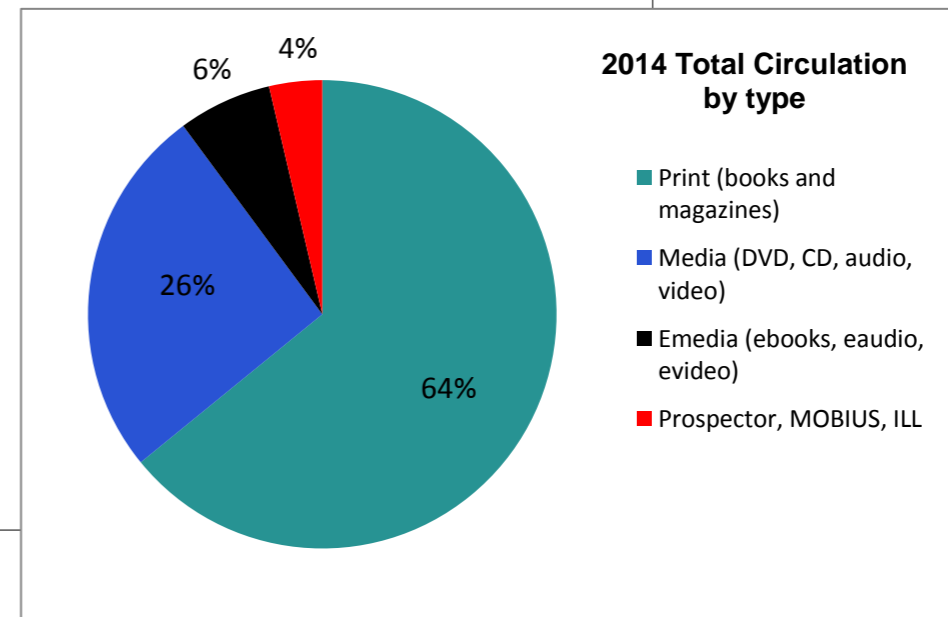
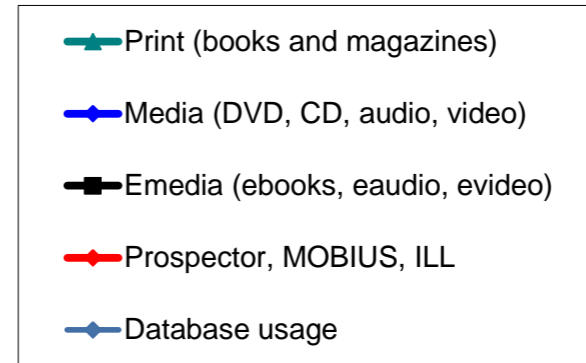
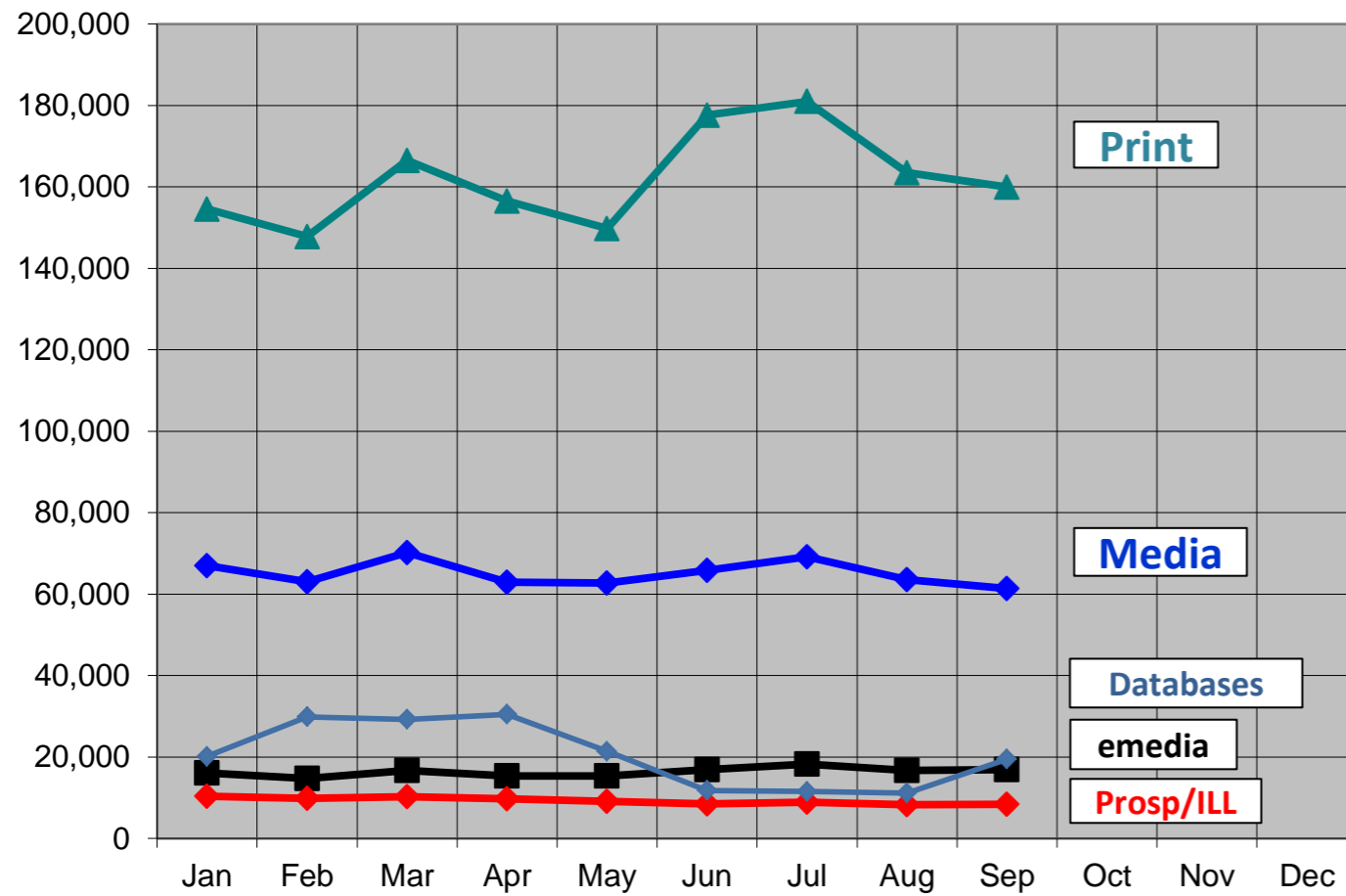


2014 Monthly Activity Report

Borrowers		January	February	March	April	May	June	July	August	September	Y-T-D
	Total	142,187	143,371	144,464	145,521	146,628	143,982	145,267	147,176	148,689	
	Purged/Deleted	96	86	77	76	109	4,197	177	141	130	5,089
	New	1,371	1,270	1,200	1,102	1,217	1,551	1,462	2,050	1,643	12,866
Collection (print & media)	Added	2,886	3,539	3,987	4,711	4,247	4,459	4,205	3,651	4,149	35,834
	Removed	8,614	2,938	3,563	551	7,871	466	345	5,454	504	30,306
	Total number of items (end of month)	396,068	396,752	397,220	401,439	397,796	401,808	405,679	403,896	407,531	
Computer Usage											
	Sign up computer sessions	17,124	17,092	18,373	17,176	16,851	17,526	18,284	18,220	17,432	158,078
	Sign up computer number of hours	10,114	10,222	10,775	10,357	9,699	10,070	10,694	10,596	10,145	92,672
	Wireless	10,798	13,371	12,712	14,298	11,461	10,751	11,752	13,189	15,782	114,114
Door Traffic		90,585	93,975	103,861	101,041	89,117	99,667	98,031	96,701	89,372	862,350
eMedia Circulation	ebooks	12,086	10,981	12,322	11,266	11,101	12,109	13,196	11,936	12,147	107,144
	eaudiobooks	3,033	2,741	3,494	3,282	3,386	3,706	4,195	3,849	3,885	31,571
	emusic	2	2	2	1	2	2	0	2	2	15
	evideo	6	3	11	3	2	6	10	0	0	41
	emagazine	928	1,000	881	786	831	1,033	840	910	855	8,064
	TOTAL	16,055	14,727	16,710	15,338	15,322	16,856	18,241	16,697	16,889	146,835
Database Usage	Sessions/Searches	20,114	29,867	29,228	30,468	21,366	11,749	11,515	11,131	19,467	184,905
Programming											
	<i>Attendance</i>										
	Children's	3066	3130	2198	3632	3104	3206	4965	152		23,453
	Teen	41	74	13	113	77	163	108	20		609
	Adult	739	794	429	833	1007	639	690	686		5,817
	All Ages	65	389	0	590	388	428	204	151		2,215
	Other Locations			1000							1,000
	Outreach	974	1202	2314	1833	7016	1041	1003	2145		17,528
	TOTAL	4,885	5,589	5,954	7,001	11,592	5,477	6,970	3,154		50,622
	<i>Number of Programs</i>										
	Children's	109	106	70	68	93	51	76	10		583
	Teen	2	4	2	4	5	9	5	1		32
	Adult	30	30	14	25	16	19	18	22		174
	All Ages	3	8	0	5	10	26	7	6		65
	Other Locations			1							1
	Outreach	40	53	56	68	86	56	48	12		419
	TOTAL	184	201	143	170	210	161	154	51		1,274
Volunteer Services (by quarter)											
	Number of volunteer hours				3,721						
	Number of volunteers				342						
Recycled materials (in pounds)		1,882	1,915	5,572	4,063	2,743	6,397	2853	4,244		29,669

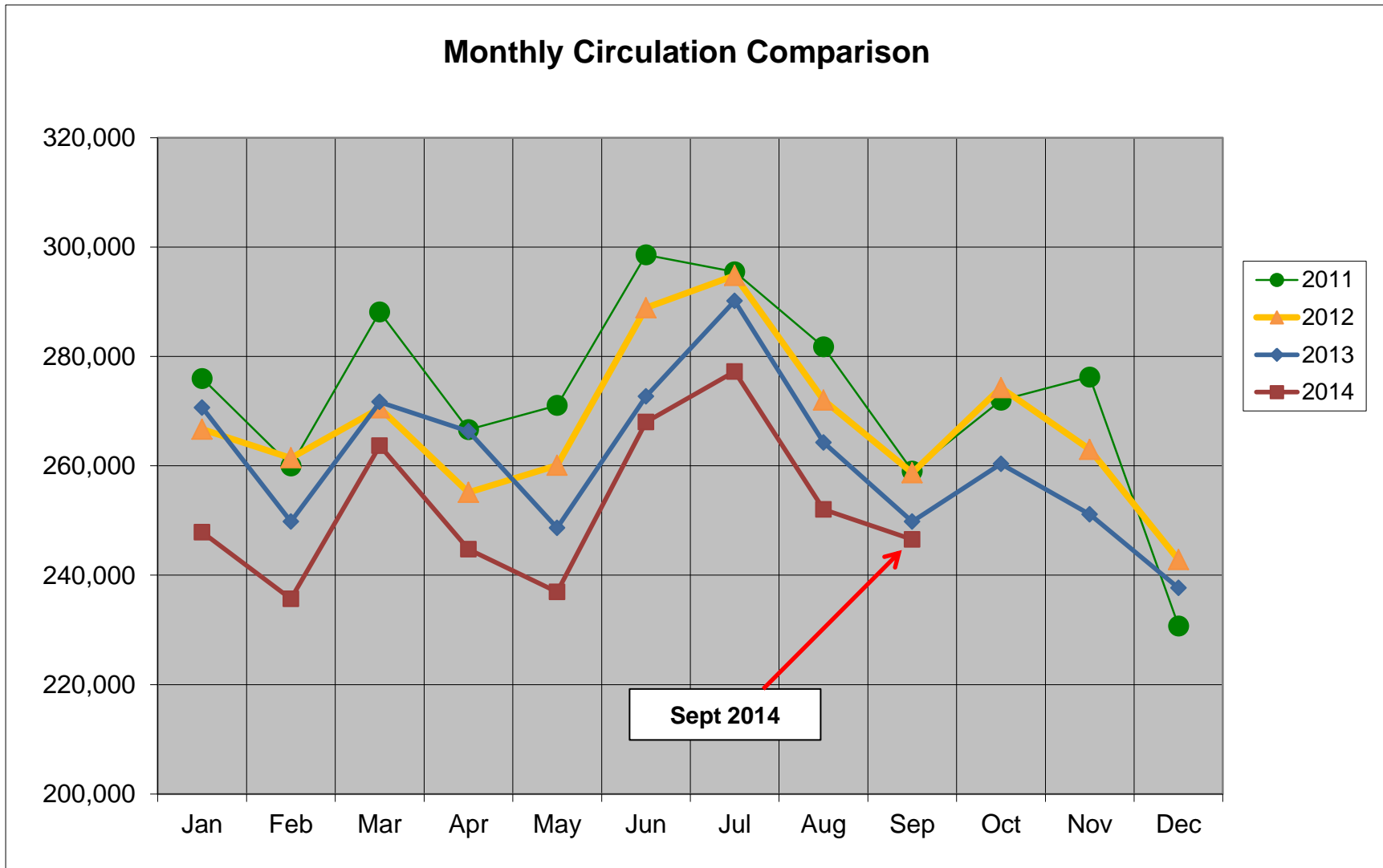
2014 Circulation by Type and Database Usage



2014	Jan	Feb	Mar	Apr	May	Jun	Jul	Aug	Sep	Oct	Nov	Dec	Total	% of total
Print (books and magazines)	154,534	147,792	166,499	156,527	149,752	177,626	180,956	163,459	159,952				1,457,097	64%
Media (DVD, CD, audio, video)	66,969	63,035	70,175	62,924	62,691	65,838	69,183	63,558	61,326				585,699	26%
Emedia (ebooks, eaudio, evideo)	16,055	14,727	16,710	15,338	15,322	16,856	18,241	16,697	16,889				146,835	6%
Prospector, MOBIUS, ILL	10,337	9,806	10,187	9,711	9,059	8,515	8,843	8,306	8,378				83,142	4%
Total Circulation	247,895	235,360	263,571	244,500	236,824	268,835	277,223	252,020	246,545				2,272,773	
Database usage	20,114	29,867	29,228	30,468	21,366	11,749	11,515	11,131	19,467				184,905	

Total Circulation Chart

Includes circulation of print, media and emedia



	Jan	Feb	Mar	Apr	May	Jun	Jul	Aug	Sep	Oct	Nov	Dec	Total	% increase Y-T-D
2011	275,975	260,005	288,151	266,615	271,044	298,580	295,470	281,755	259,052	271,997	276,243	230,740	3,275,627	
2012	266,673	261,436	270,562	255,139	260,073	288,896	294,807	272,001	258,715	274,271	262,979	242,838	3,208,390	-2.05%
2013	270,643	249,805	271,667	266,301	248,631	272,702	290,151	264,262	249,808	260,344	251,109	237,687	3,133,110	-2.35%
2014	247,835	235,674	263,674	244,743	236,963	268,024	277,223	252,020	246,545				2,272,701	-4.67%