

**CONNECT
TO CURIOSITY**

October 2020

January - October

Total Overall Circulation
1,699,750

30% decrease from the same
time period last year

Physical Circulation
994,380

56% decrease from the same
time period last year

Digital (eMedia) Circulation
668,606

11% increase from the same
time period last year



DATABASE USAGE



In October
75,342

Year to Date
2019/2020
481,403//497,179

MEMBER ENGAGEMENT (CARDHOLDERS)



New in October 2020
1,112

Current
128,723

Monthly Average Current
Members
2019/2020
164,824/137,802

New Overdrive Digital Cards
376

COMPUTER USAGE



WiFi use in
October 2020
1,541

WiFi Year to Date use
2019/2020
149,216/41,395

HOLDS PLACED



In October 2020
33,585

Year to Date
2019/2020
320,186/304,078

2019 Monthly average
32,019

CURBSIDE PICKUP



In October 2020

- 835 pickups
- Average 27 pickups per day
- Average of 4 items per pickup
- Curbside pickup averaged 14% of checkout transactions

ITEM COUNT

October 2020

Physical items

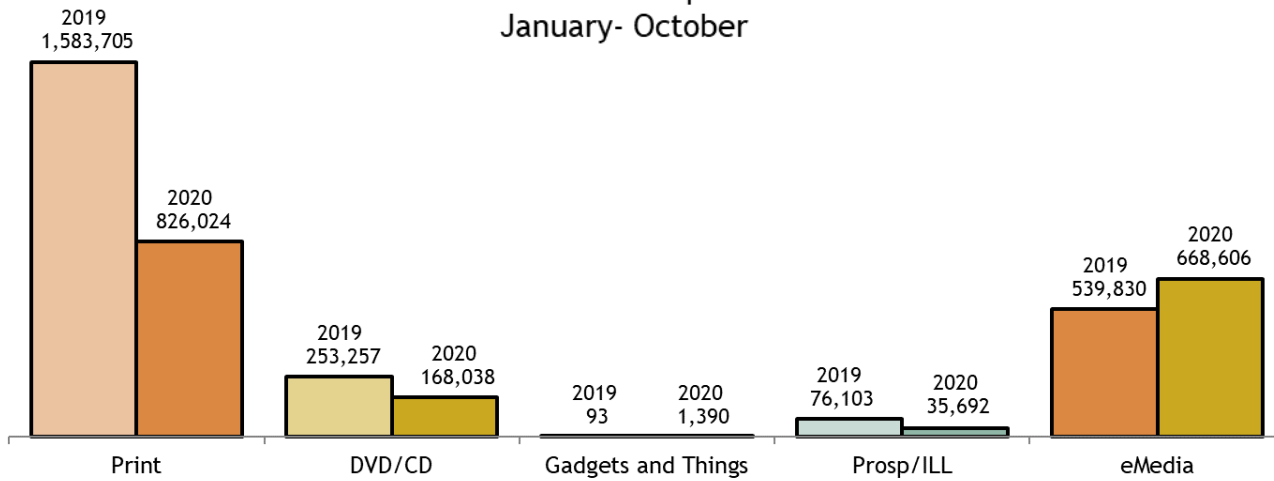
New: 3,824

Removed: 3,812

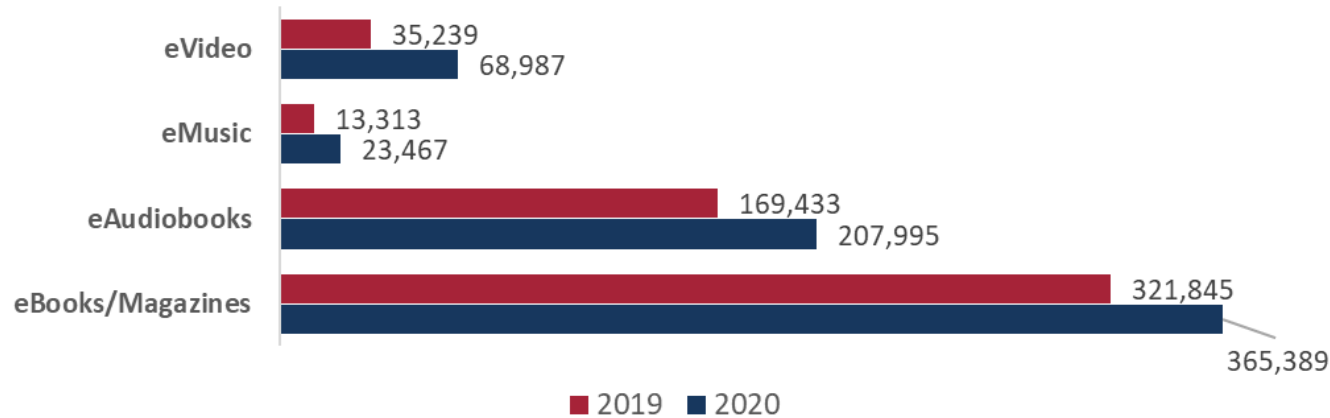
Current: 329,043

BOOKS & MATERIALS

Circulation Comparison January - October

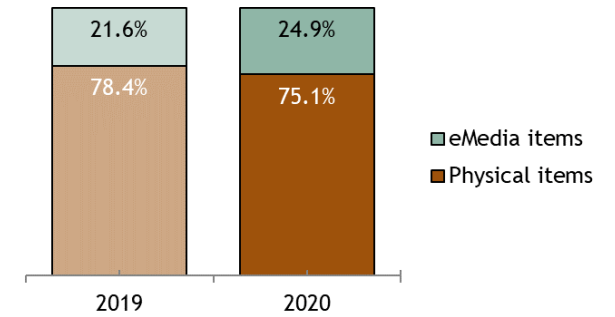


Circulation Comparison by Digital Format January - October

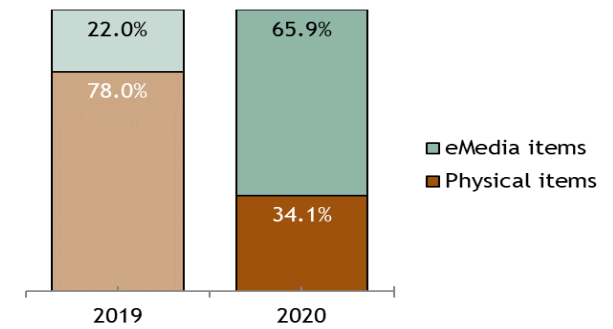


January - February

Type of Borrow



March - May



June - October

